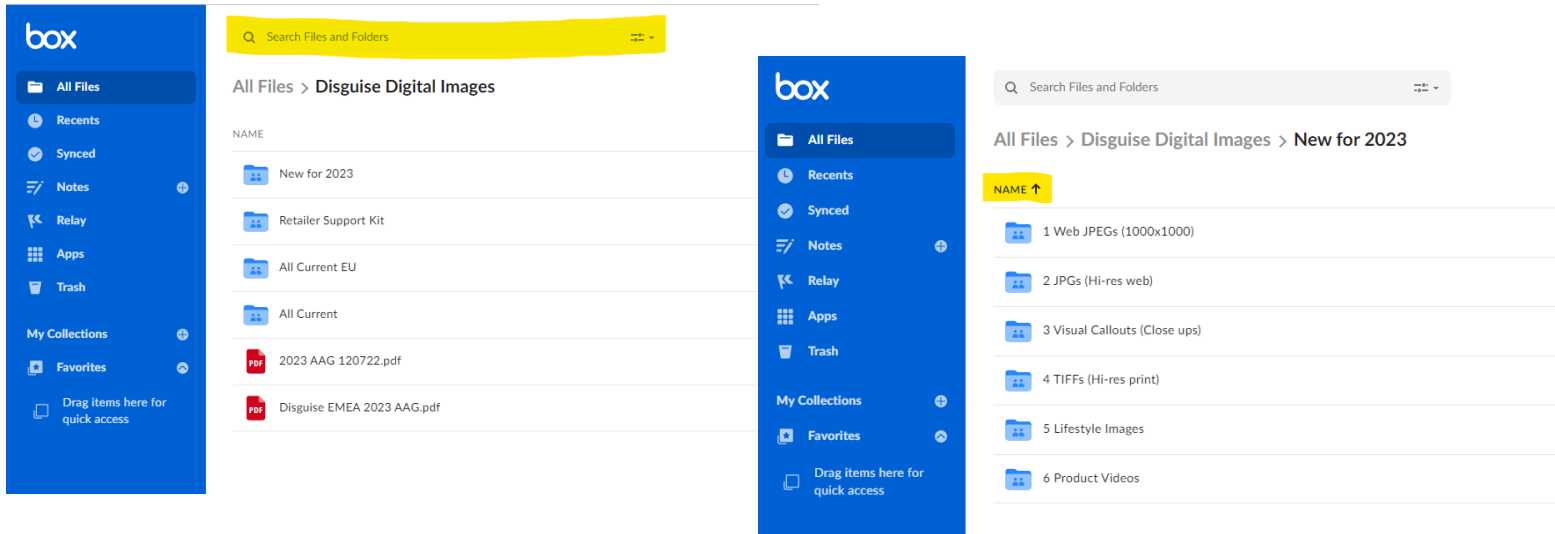


## How to Use Box

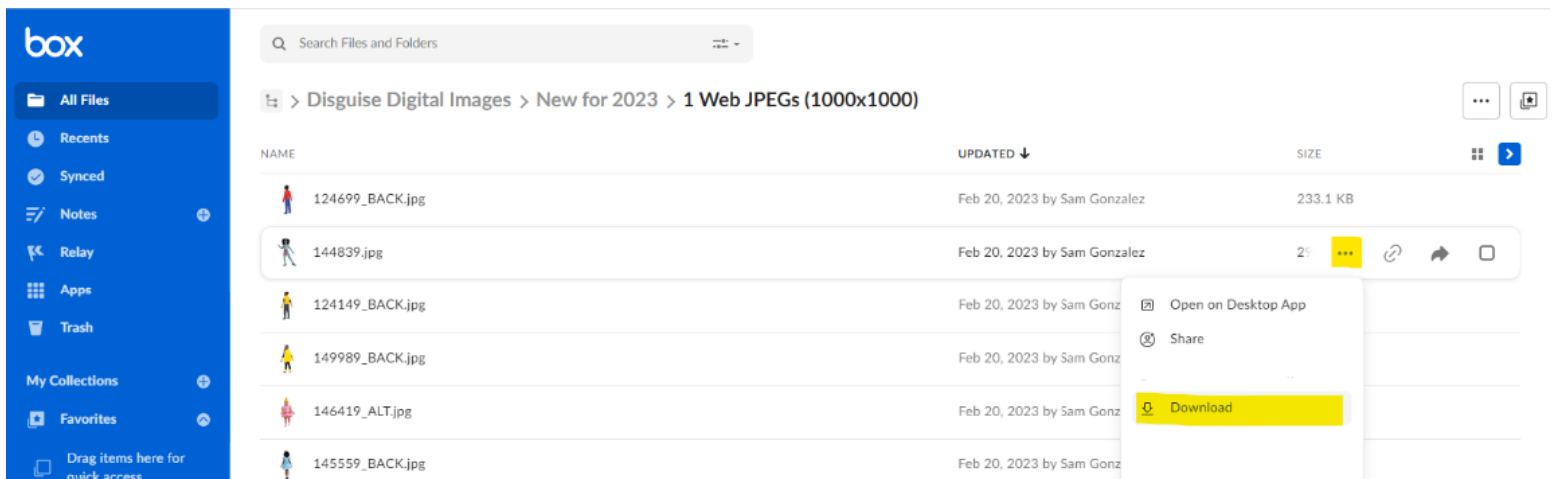
- <https://jakkspacific1.account.box.com/login>
- **Username:** [DisguiseBox@jakks.net](mailto:DisguiseBox@jakks.net)
- **Password:** LGa04nNBmjBDx8rHgbRa



### Search

If you're looking for a certain file – or even a certain word or phrase within a file – jump right to it with the Search tool. Just pop your query into the search bar at the top of your page.

Box will search the titles of your files and folders as well as the body of your documents. Receive too many results? Simply apply some filters. You can sort by folder, file type, date, content type, and owner.

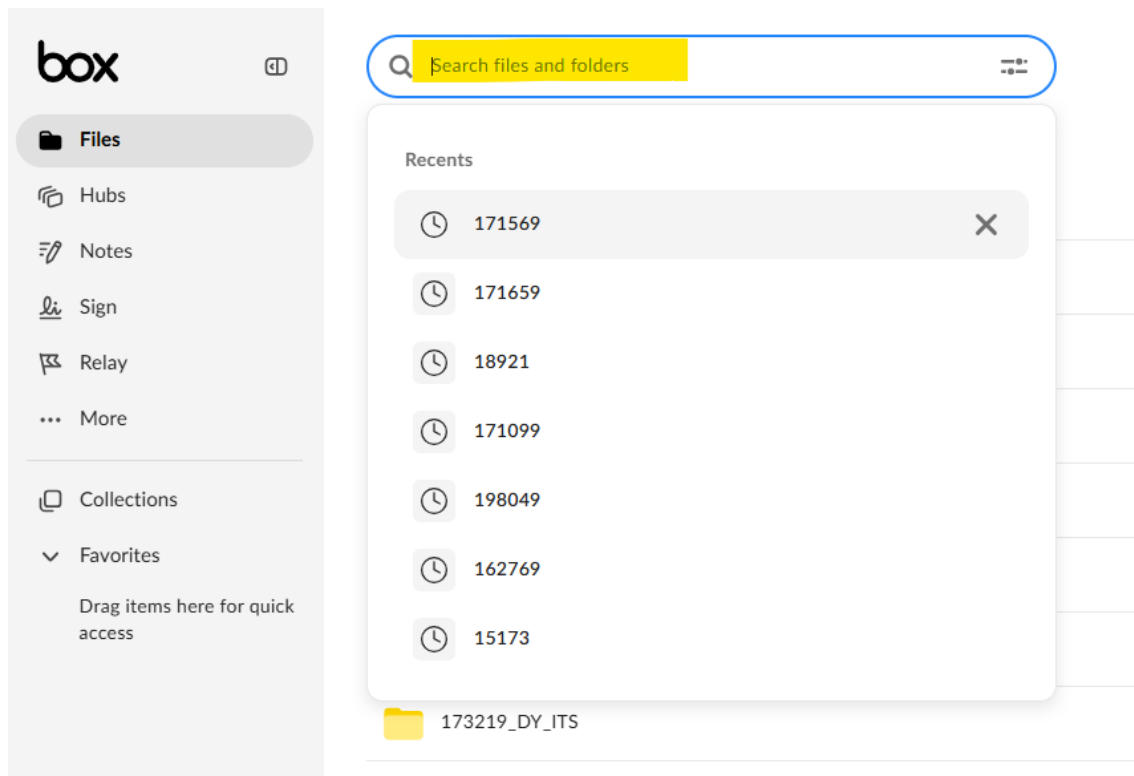
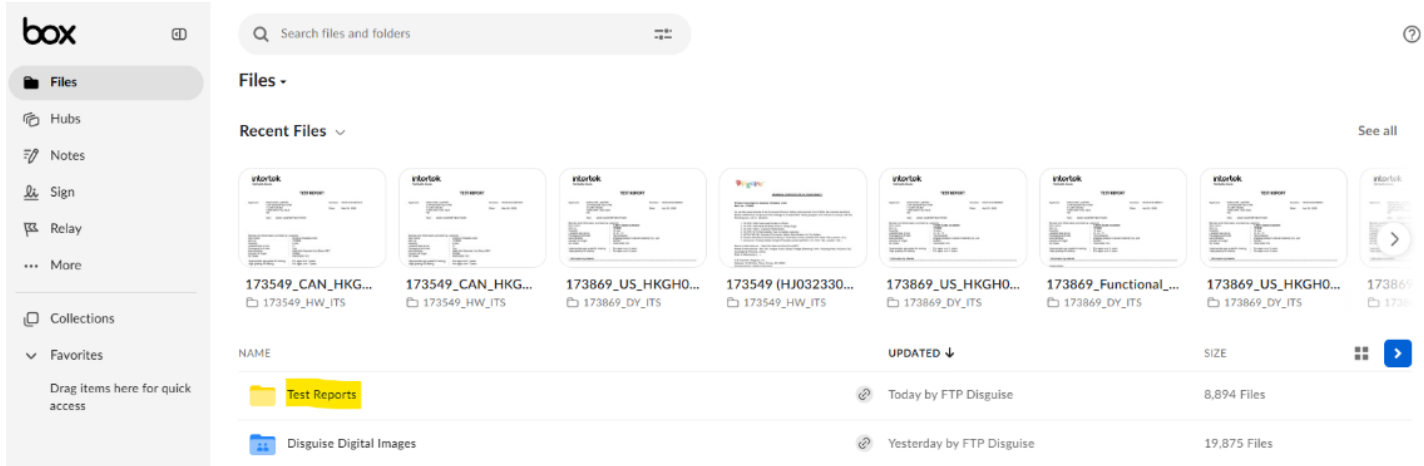


### Downloading Images

Click the 3 dots on the right and select download.



# How to Download a Test Report



## Search

If you're looking for a certain file – or even a certain word or phrase within a file – jump right to it with the Search tool. Just pop your query into the search bar at the top of your page.

Box will search the titles of your files and folders as well as the body of your documents. Receive too many results? Simply apply some filters. You can sort by folder, file type, date, content type, and owner.



The screenshot shows the Box web interface. On the left is a sidebar with navigation options: Files, Hubs, Notes, Sign, Relay, More, Collections, and Favorites. The main area has a search bar and a breadcrumb 'Files > Test Reports'. Below this is a table of folders:

NAME	UPDATED ↓	SIZE
244059, 167029, 172619_MS_ITS	Today by FTP Disguise	...
172539_MS_ITS	Today by FTP Disguise	
85136_HW_ITS	Today by FTP Disguise	
172769_DB_ITS	Today by FTP Disguise	

A context menu is open over the first folder, listing actions: Download, Trash, Move or Copy, Add to Hub, and Classify.

### Downloading Reports

Click the 3 dots on the right and select download.

