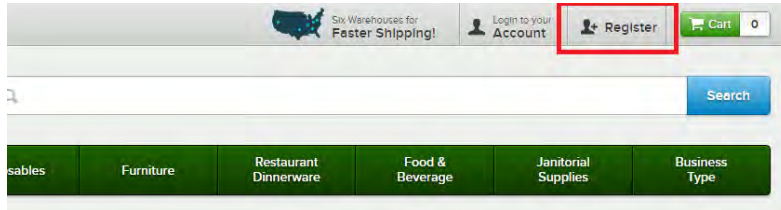


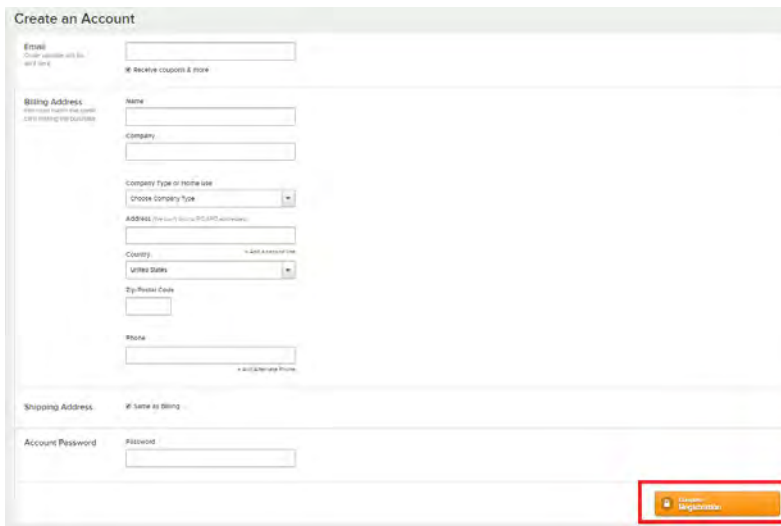
## Creating an Account

Visit our website at <https://www.webstaurantstore.com/>

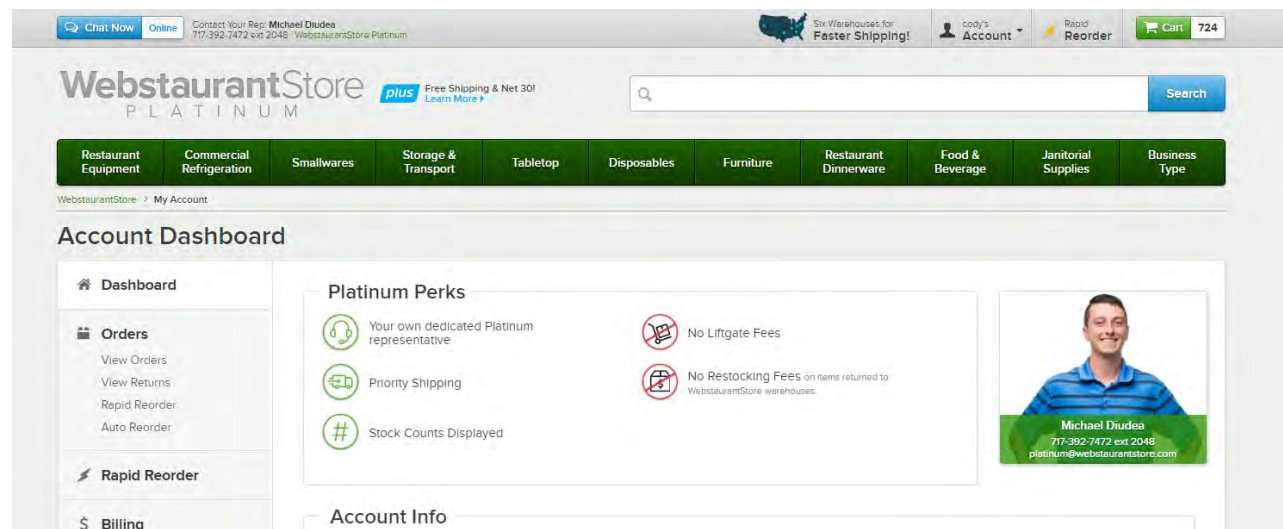
In the top right hand corner of the screen, select “register”:



Complete the information on the “Create an Account” page and click “Complete Registration”:

A screenshot of the 'Create an Account' registration form. The form includes fields for Email, Billing Address (Name, Company, Company Type, Address, Country, State, Zip, Phone), and Shipping Address. At the bottom right of the form, the 'Complete Registration' button is highlighted with a red rectangular box.

Once your account is set up, please contact your Franchisor or **contact me directly (717-392-7472 EXT 2048)**. I will upgrade your account to our Platinum Program and assign myself as your dedicated rep. The platinum perks and my contact information will be located on your account dashboard page. Please feel free to reach to me with anyone questions!

A screenshot of the 'Account Dashboard' for a WebstaurantStore Platinum member. The dashboard features a navigation menu on the left with options like Dashboard, Orders, Rapid Reorder, and Billing. The main content area is titled 'Platinum Perks' and lists benefits such as 'Your own dedicated Platinum representative', 'Priority Shipping', 'Stock Counts Displayed', 'No Liftgate Fees', and 'No Restocking Fees'. A profile card for Michael Diudea, with contact information (717-392-7472 ext 2048, platinum@webstaurantstore.com), is displayed on the right. The top of the page shows the 'WebstaurantStore PLATINUM' logo and a 'plus Free Shipping & Net 30!' badge.